

ThreatBlockr Release Notes

ThreatBlockr Build 129 – June 14, 2023

New Features:

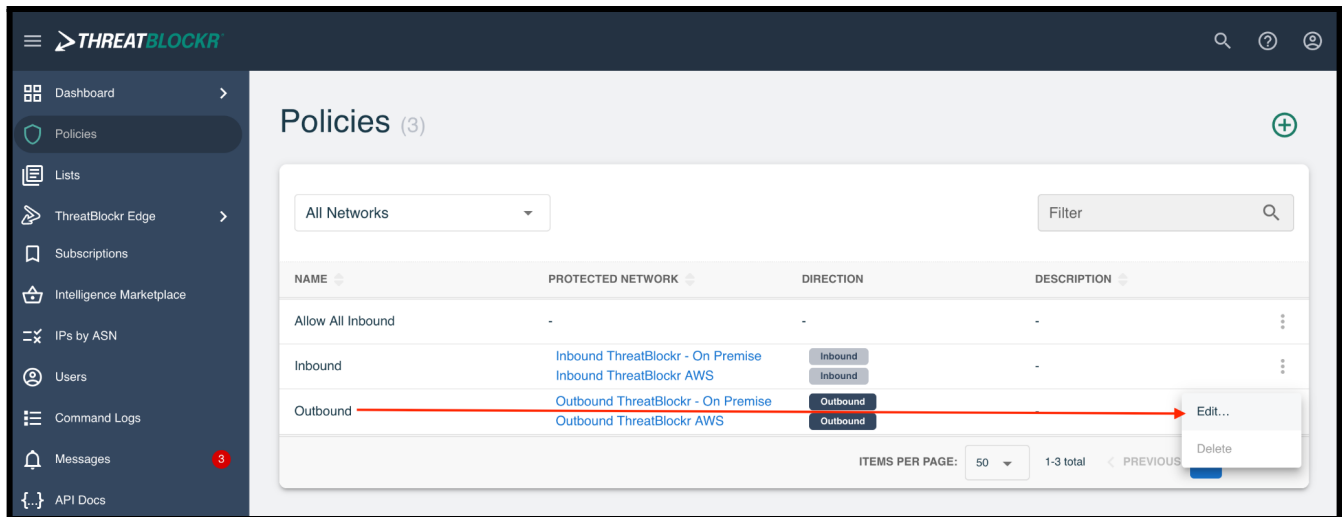
New Allow Lists

The following Allow Lists are now available:

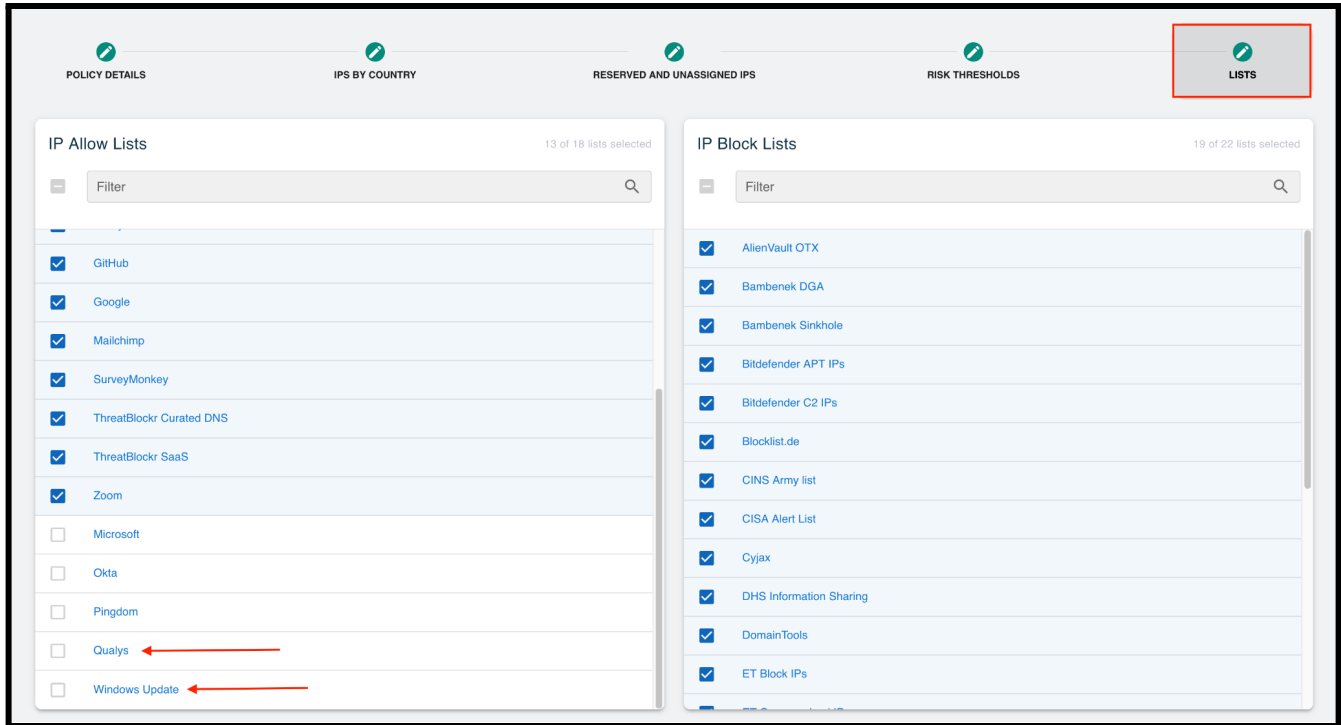
- Qualys IP – curated list by Greynoise and includes IP addresses used by Qualys for scans
- Windows Update IP – curated list of Windows Update IPs
- Windows Update – curated list of Windows Update domains

To allow the IPs on the Qualys and/or Windows Update IP lists:

- Navigate to [Policies](#) in the admin console
- From the ellipsis menu of the applicable policy, select Edit



- Click on Lists in the wizard navigation
- In the IP Allow Lists block, select the checkbox next to Qualys and/or Windows update

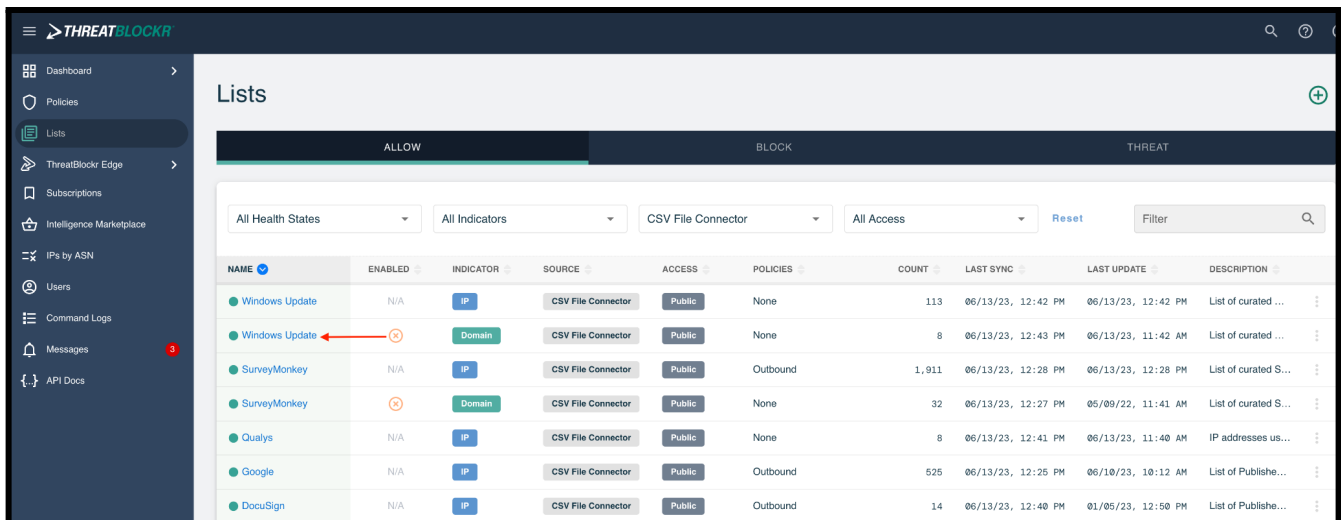


- Select Save in the top-right corner

Repeat the above steps for any other policy these Allow IP lists should be applied to.

To globally allow the Windows Update Domain list:

- Navigate to [Lists – Allow Lists](#)
- Click on the Windows Update Domain list name



- Position the Enabled toggle to the right

List Windows Update

List of curated Windows Update domains

List Details

ENABLED	LIST TYPE	INDICATOR	SOURCE	ACCESS	POLICY	COUNT	LAST SYNC	LAST UPDATE
<input type="checkbox"/>	Allow	Domain	CSV File Connector	Public	None	8	06/13/23, 12:43 PM	06/13/23, 11:42 AM

Domain List (1-8 of 8)

Search

DOMAIN	INSERTED	EXPIRES	DESCRIPTION
download.microsoft.com	06/13/23, 11:42 AM	-	-
download.windowsupdate.com	06/13/23, 11:42 AM	-	-
ntservicepack.microsoft.com	06/13/23, 11:42 AM	-	-
stats.microsoft.com	06/13/23, 11:42 AM	-	-
update.microsoft.com	06/13/23, 11:42 AM	-	-
windowsupdate.com	06/13/23, 11:42 AM	-	-
windowsupdate.microsoft.com	06/13/23, 11:42 AM	-	-
wustat.windows.com	06/13/23, 11:42 AM	-	-

ITEMS PER PAGE: 50 1-8 total < PREVIOUS 1 NEXT >

- On the confirmation modal, select Enable

List Windows Update

List of curated Windows Update domains

List Details

ENABLED	LIST TYPE	INDICATOR	SOURCE	ACCESS	POLICY	COUNT	LAST SYNC	LAST UPDATE
<input checked="" type="checkbox"/>	Allow	Domain	CSV File Connector	Public	All Policies	8	06/13/23, 12:43 PM	06/13/23, 11:42 AM

Domain List (1-8 of 8)

Search

Enable List

Are you sure you want to Enable this List?

Windows Update

Cancel Enable

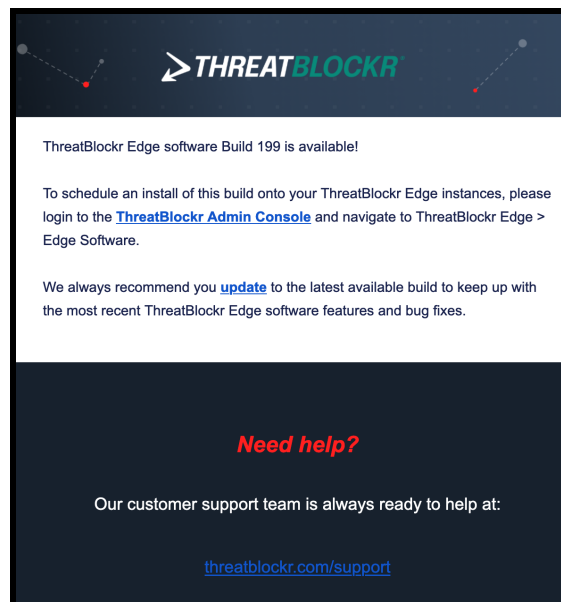
DOMAIN	INSERTED	EXPIRES	DESCRIPTION
download.microsoft.com		-	-
download.windowsupdate.com		-	-
ntservicepack.microsoft.com	06/13/23, 11:42 AM	-	-

The list will now be enabled globally for all policies.

Automated Email for New Edge Software Builds

When a new Edge Software build is available for installation, Master and Admin user accounts will receive an email notification.

The email will contain a link to a Support article that provides instructions on how to install ThreatBlockr Edge software on your Edge instances.



MSP Features:

MSP Dashboard Improvements

The following improvements have been made to the MSP Dashboard:

- The Company Subscriptions tab now displays the Edge Instances column. This column will list all Edge instances assigned to each tenant company. Users can click on the arrow to the left of the first Edge instance name to view the company's other Edge instances

COMPANY SUBSCRIPTIONS		EDGE SUBSCRIPTIONS			
Companies					
Filter <input type="text"/> <input type="button" value="Create"/>					
NAME	IDENTIFIER	EDGE INSTANCES	SUBSCRIPTIONS	BANDWIDTH	THROUGHPUT
> Tenant Company A	Subscription End 12.31.24	<ul style="list-style-type: none"> APAC Edge + 3 others cmpAedge4 Europe HQ Edge North America HQ Edge 	43 applied of 123 total. 3 remaining	2.75 Gbps	470.98 Mbps <div style="width: 17%;"></div> 17%
> Tenant Company B	Accounting ID 1029384756	▶ Company HQ + 2 others	40 applied of 123 total. 3 remaining	1.5 Gbps	493.1 Mbps <div style="width: 32%;"></div> 32%
> Tenant Company C	Autorenewal on 12.31.23	▶ Edge 1 + 1 others	37 applied of 123 total. 3 remaining	1.8 Gbps	396.84 Mbps <div style="width: 22%;"></div> 22%
> Tenant Company D	Onboarded 6.1.23	-	0 applied of 123 total. 3 remaining	0 bps	No Edge Instances
ITEMS PER PAGE: 100 1-4 total < PREVIOUS 1 NEXT >					

- The Company Subscriptions tab has a new action menu item – Manage Edge Subscriptions. When selected, the user will be redirected to the Edge Subscriptions tab, filtered to the specific company.

COMPANY SUBSCRIPTIONS		EDGE SUBSCRIPTIONS			
Companies					
Filter <input type="text"/> <input type="button" value="Create"/>					
NAME	IDENTIFIER	EDGE INSTANCES	SUBSCRIPTIONS	BANDWIDTH	THROUGHPUT
> Tenant Company A	Subscription End 12.31.24	▶ APAC Edge + 3 others	43 applied of 123 total. 3 remaining	2.75 Gbps	470.98 Mbps <div style="width: 17%;"></div> 17%
> Tenant Company B	Accounting ID 1029384756	▶ Company HQ + 2 others	40 applied of 123 total. 3 remaining	1.5 Gbps	493.1 Mbps <div style="width: 32%;"></div> 32%
> Tenant Company C	Autorenewal on 12.31.23	▶ Edge 1 + 1 others	37 applied of 123 total. 3 remaining	1.8 Gbps	396.84 Mbps <div style="width: 22%;"></div> 22%
> Tenant Company D	Onboarded 6.1.23	-	0 applied of 123 total. 3 remaining	0 bps	No Edge Instances
ITEMS PER PAGE: 100 1-4 total < PREVIOUS 1 NEXT >					

COMPANY SUBSCRIPTIONS		EDGE SUBSCRIPTIONS			
Edge Instances					
Tenant Company B <input type="text"/> Filter <input type="text"/>					
NAME	COMPANY	LOCATION	SUBSCRIPTIONS	BANDWIDTH	THROUGHPUT
> Company HQ	Tenant Company B	Washington DC	3 applied of 40 total. 28 remaining	300 Mbps	159.24 Mbps <div style="width: 53%;"></div> 53%
> DR Site	Tenant Company B	West Coast	7 applied of 40 total. 28 remaining	700 Mbps	186.57 Mbps <div style="width: 26%;"></div> 26%
> Satellite Office	Tenant Company B	Baltimore, MD	2 applied of 40 total. 28 remaining	500 Mbps	147.28 Mbps <div style="width: 29%;"></div> 29%
ITEMS PER PAGE: 100 < PREVIOUS 1 NEXT >					